



A STEP-BY-STEP GUIDE



HOW TO DOWNLOAD OUR APP & LOG IN

1



2



3



4



5

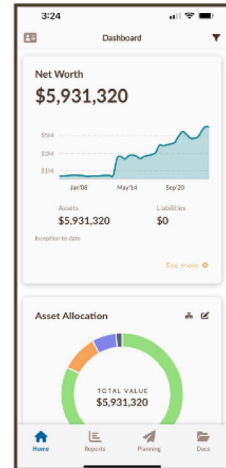
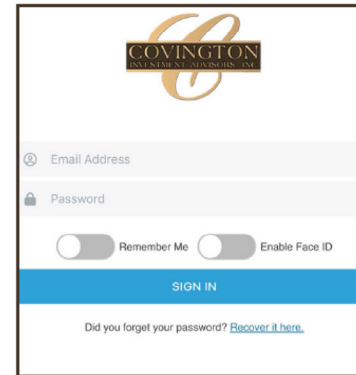
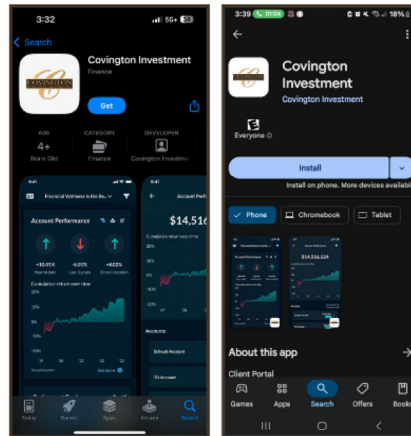
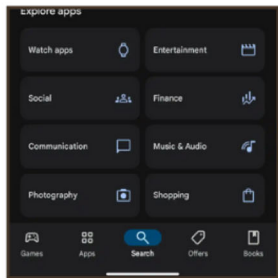
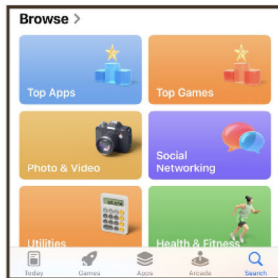

GO TO DEVICE'S APP STORE

LOCATE APP

DOWNLOAD APP

LOG IN TO APP

EXPLORE



Step 1:

On your personal device (iPhone, Android, iPad, tablet, etc.) navigate to the device's app store. For Apple users this is the App Store & for Android users this is the Google Play Store.

Step 2:

Go to the store search bar (Apple device bottom right & Android device bottom middle) type 'Covington Investment' & click search to locate our app.

Step 3:

Once you have located our app, click on the app icon & click the blue 'Get' button (Apple device) or the blue 'Install' button (Android device) to download the app on to your device.

Step 4:

Open the app & log in using your email & password. This page allows you to reset your password if needed by clicking the '[Recover it here](#)' link. Contact the office if you need to create your client portal log in credentials for the very first time.

Step 5:

Click sign in & explore your new client portal using our Covington app that was designed specifically with you, our client, in mind!